

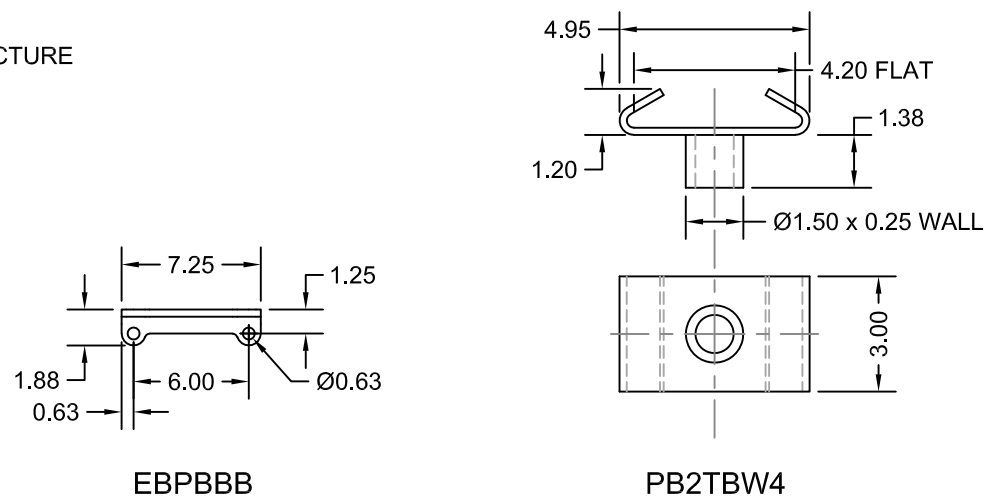
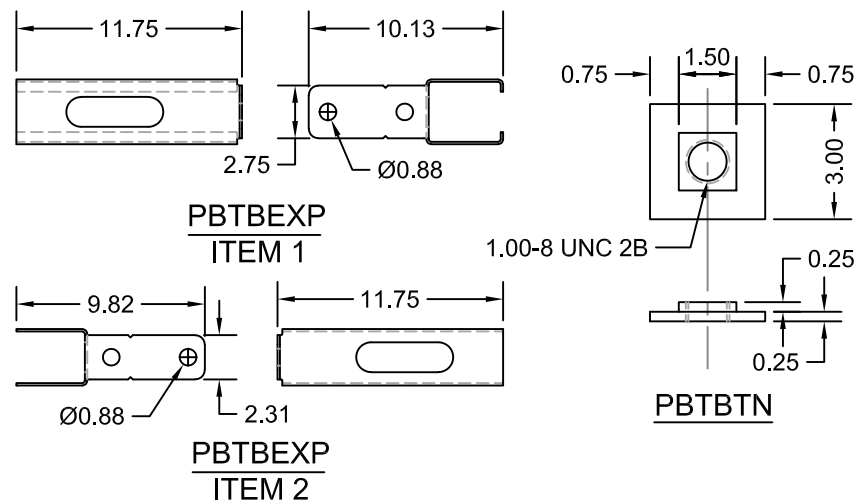
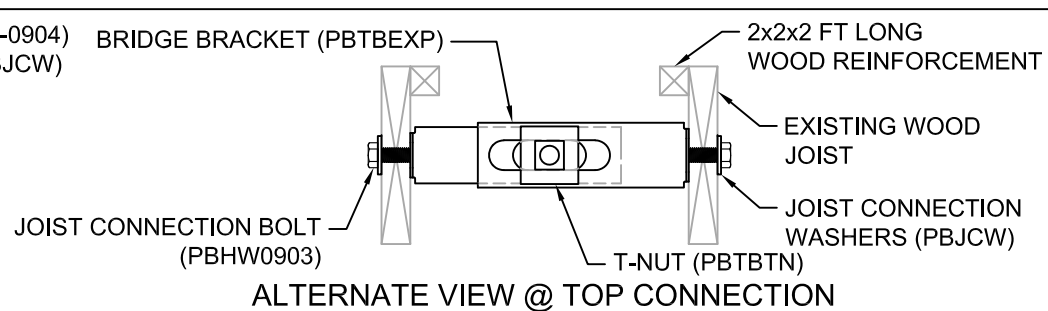
PART NO.	LENGTH
PBBW4-8	96.00
PBBW4-9	108.00
PBBW4-10	120.00

NOTES:

1. MINIMUM MATERIAL REQUIREMENTS:
BEAMS - $F_y = 50$ ksi, $F_u = 65$ ksi
PLATES - ASTM A36
T-NUT - ASTM A572
PIPES - ASTM A53

2. ALL WELDING TO BE IN ACCORDANCE WITH AWS D1.1 LATEST ISSUE WITH E70-XX MIN ELECTRODE.

3. THIS DOCUMENT IS MEANT TO SERVE AS A GENERAL DESCRIPTION FOR THE PRODUCTS SHOWN FOR SUBMITTAL PURPOSES. MORE DETAILED MANUFACTURING DRAWINGS ARE AVAILABLE UPON REQUEST.



All dimensions are in inches and are for reference only.

Scale: NONE
DO NOT SCALE DRAWING
© SUPPORTWORKS®, INC.

Foundation Supportworks.



11850 Valley Ridge Drive, Papillion, NE 68046
Phone: 800-281-8545

Date: 04/13/22

Document #: **AR-PBTBEXP-W4**

Title:

Assembly - PowerBrace Bridge Bracket

Sheet: 1 of 1

Revision: 0