

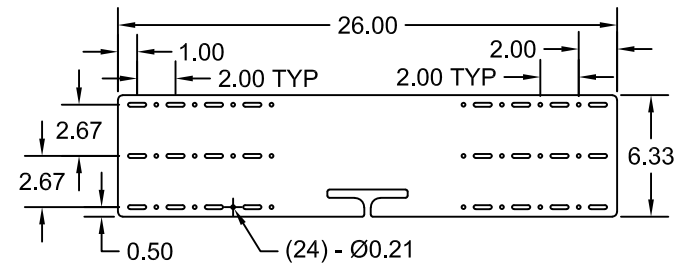
NOTES:

1. MINIMUM MATERIAL REQUIREMENTS:

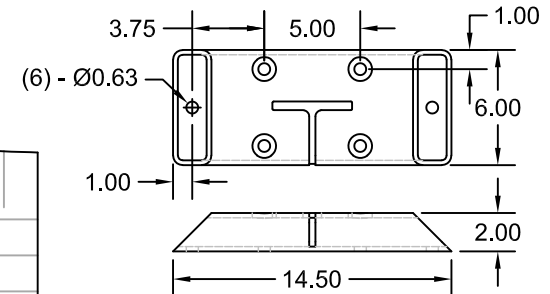
BEAMS - $F_y = 50$ ksi, $F_u = 65$ ksi
 PLATES - ASTM A572 GR. 50
 HSS - ASTM A500 GR. C

2. THIS DOCUMENT IS MEANT TO SERVE AS A GENERAL DESCRIPTION FOR THE PRODUCTS SHOWN FOR SUBMITTAL PURPOSES. MORE DETAILED MANUFACTURING DRAWINGS ARE AVAILABLE UPON REQUEST.

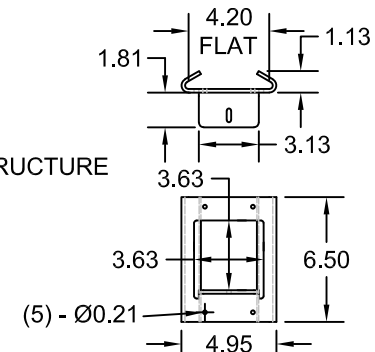
* DRAWING ONLY INCLUDES ITEM DETAILS WHICH ARE UNIQUE TO PBS. SEE DRAWING AR-SJQ350 FOR SPECIFICATIONS AND GENERAL DETAILS OF INDICATED ITEMS.



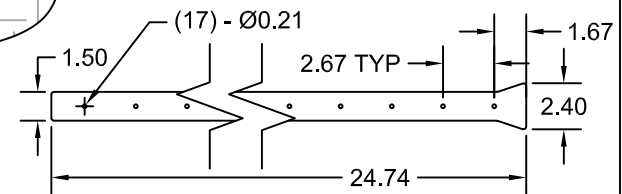
PBSTB



PBSBB



PBSCB



PBSTBR

All dimensions are in inches and are for reference only.

Scale: NONE
 DO NOT SCALE DRAWING
 © SUPPORTWORKS®, INC.

Foundation Supportworks.



11850 Valley Ridge Drive, Papillion, NE 68046
 Phone: 800-281-8545

Date: 04/25/23

Sheet: 1 of 1

Document #:

AR-PBS

Title:

Assembly - PowerBrace Under Stairs System

Revision: 0